


Case Western Reserve University New Health Assessment Registration and Login Guide



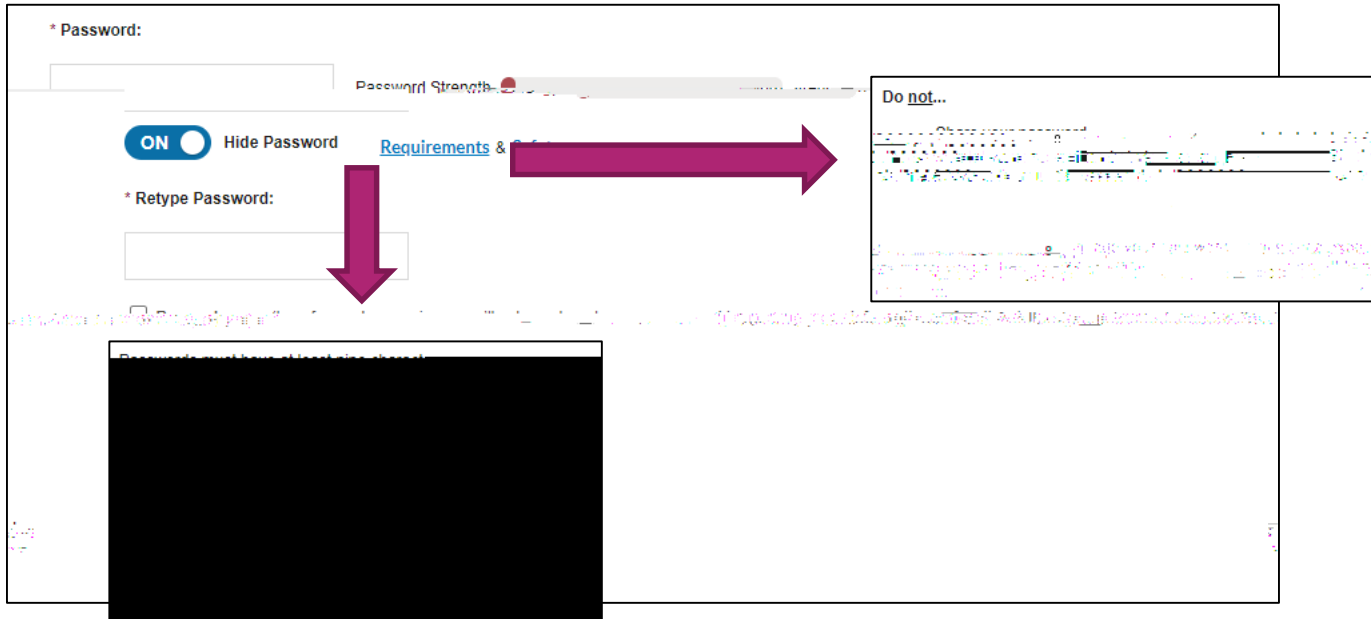
Getting started

- Go to <https://webmdhealth.com/cwru>



Setting up your account (cont.)

- Create a password
 - Click on “Requirements” and “Safety” to access additional information and precautions




Setting up your account (cont.)

- Enter your birthday (MM/DD/YYYY)
- Enter the email address you would like to use to receive communications



A screenshot of a registration form. The top section is titled "Birthdate (mm/dd/yyyy):" and contains a text input field. Below this is the "Email Address:" section, which includes a text input field and a "Verify Email Address:" link. The form is partially obscured by a large, colorful digital artifact.

- Click to box to verify that you have read and agree with the Terms and Conditions and Privacy Policy
- Hit "GO"



A screenshot of a "2 Agreement" section. It features a dark grey header with the text "2 Agreement". Below the header is a large, dark grey area with a "GO" button at the bottom right. A green arrow points to a checkbox area on the left, and another green arrow points to the "GO" button.

Logging in to your account

- Go to <https://webmdhealth.com/cwru>
- Enter your “Username” and “Password”



