



# State Policy Report

## LGBT Parenting:

6 million

125,000

220,000

4x

37%

38%

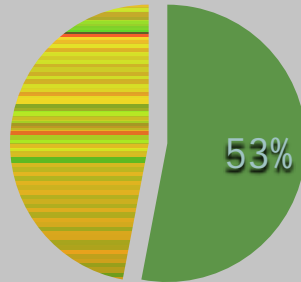
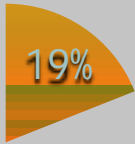
- LGBT individuals and same-sex couples raising children are more likely than non-LGBT individuals and couples to report household incomes near the poverty level.<sup>1</sup>
- Children living in households with same-sex parents are more likely to be non-white (50%) than children living with different-sex parents (41%).<sup>1</sup>
- 25% of same-sex couples raising children are raising grandchildren, siblings or other children.<sup>1</sup>

Percent of Same-Sex Couples in Ohio Raising Children Under 18 (2)

Percent of Children Being Raised by Same-Sex Couples in Ohio Who Are Biological Children (2)

Number of Ohio Same-Sex Parent Households (2)

Number of Ohio Children Being Raised Same-Sex Parent Households (2)



### 19 States with Marriage Equality

### 21 States with Laws Preventing LGBT Discrimination

California  
Connecticut  
Delaware  
Hawaii  
Iowa  
Illinois  
Maine

Maryland  
Massachusetts  
Minnesota  
New Hampshire  
New Jersey  
New Mexico

New York  
Oregon  
Pennsylvania  
Rhode Island  
Vermont  
Washington

California  
Colorado  
Connecticut  
Delaware  
Hawaii  
Iowa  
Illinois

Maine  
Maryland  
Massachusetts  
Minnesota  
New Hampshire  
New Jersey  
Nevada

New Mexico  
New York  
Oregon  
Rhode Island  
Vermont  
Washington  
Wisconsin

6

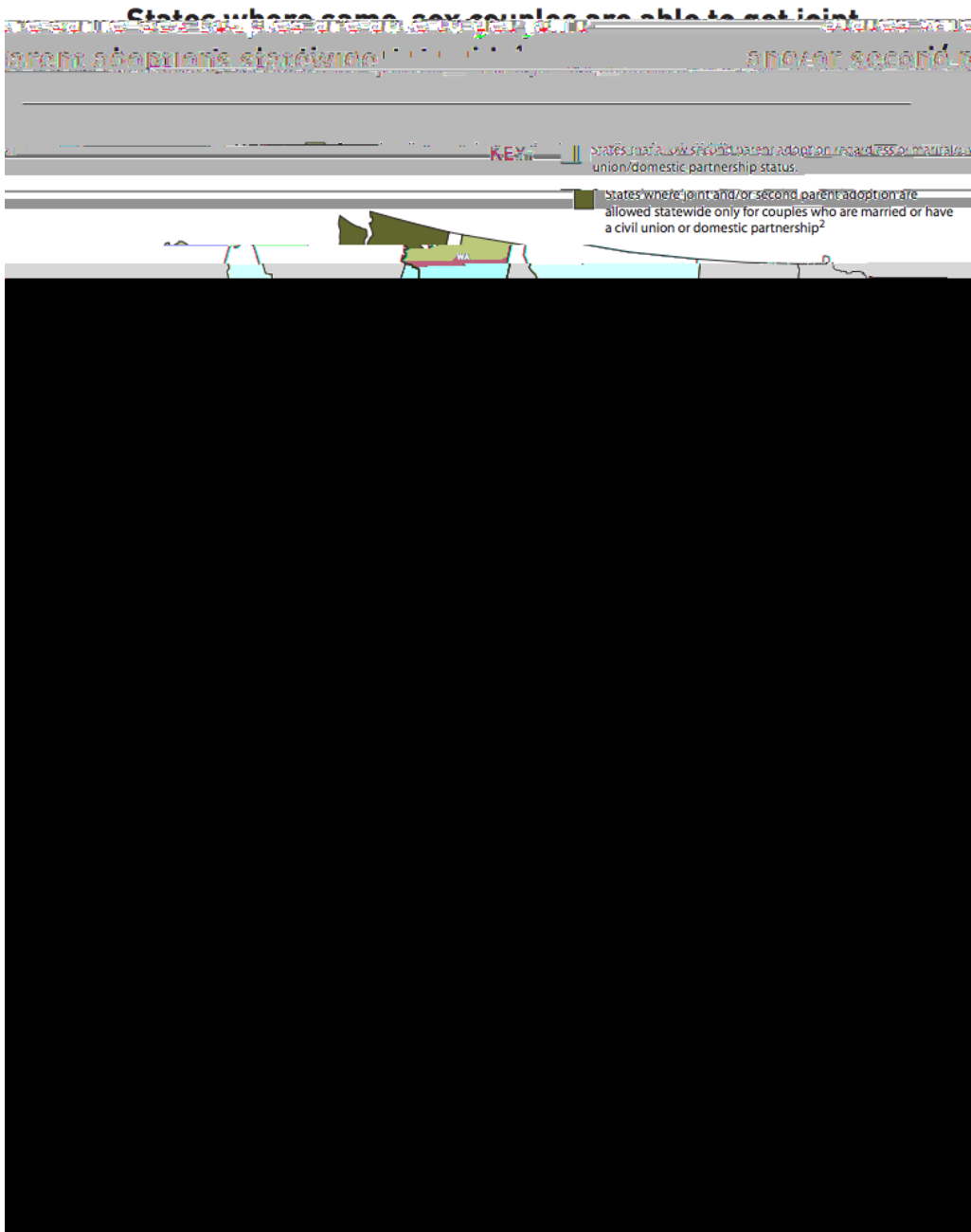
1

2

3

4

5



Retrieved from:  
[https://www.aclu.org/files/assets/aclu\\_map4.pdf](https://www.aclu.org/files/assets/aclu_map4.pdf)

Retrieved from:  
[https://www.aclu.org/files/assets/aclu\\_map3\\_0.pdf](https://www.aclu.org/files/assets/aclu_map3_0.pdf)